



YILLAR	SM	SMMM	TOPLAM
1990	311	153	464
1991	451	192	643
1992	486	231	717
1993	538	247	785
1994	600	255	855
1995	624	284	908
1996	630	323	953
1997	645	369	1014
1998	669	429	1098
1999	687	499	1186
2000	758	615	1373
2001	805	703	1508
2002	894	750	1644
2003	954	807	1761
2004	1027	924	1951
2005	1039	974	2013
2006	1105	1095	2200
2007	1052	1282	2334
2008	1060	1535	2595
2009	1071	1741	2812
2010	451	2037	2488
2011	377	2236	2613
2012	339	2334	2673
2013	318	2462	2780
2014	279	2374	2653

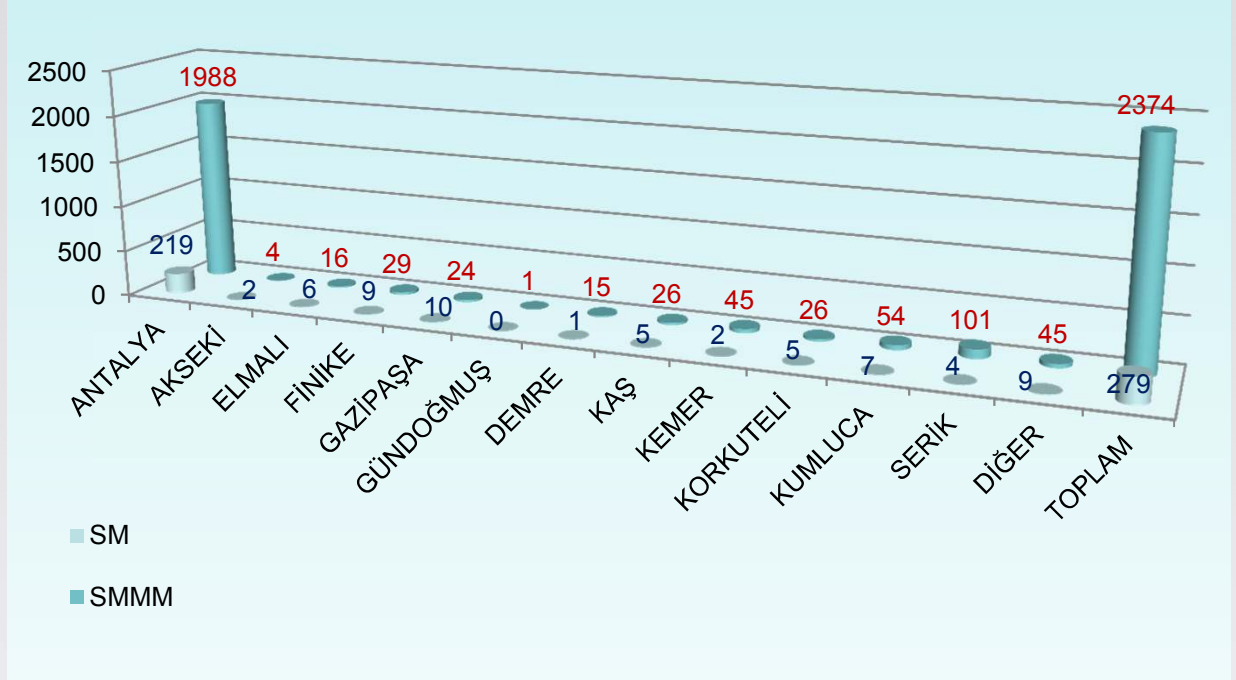


UNVAN	SEBEST MUHASEBECİ						SERBEST MUHASEBECİ MALİ MÜŞAVİR						GENEL TOPLAM	
	ÇALIŞANLAR LİSTESİNE						ÇALIŞANLAR LİSTESİNE							
	KAYITLI OLANLAR		KAYITLI OLMAYANLAR		TOPLAM		KAYITLI OLANLAR		KAYITLI OLMAYANLAR		TOPLAM			
ANTALYA	94	75	137	144	231	219	1023	1057	833	931	1856	1988	2087	2207
AKSEKİ	1	1	1	1	2	2	3	3	1	1	4	4	6	6
ELMALI	6	5	1	1	7	6	11	12	4	4	15	16	22	22
FİNİKE	5	4	6	5	11	9	20	21	7	8	27	29	38	38
GAZİPAŞA	5	5	4	5	9	10	18	19	5	5	23	24	32	34
GÜNDOĞMUŞ	0	0	0	0	0	0	1	1	0	0	1	1	1	1
DEMRE	0	0	1	1	1	1	12	12	4	3	16	15	17	16
KAŞ	1	1	3	4	4	5	21	20	5	6	26	26	30	31
KEMER	0	0	2	2	2	2	33	31	16	14	49	45	51	47
KORKUTELİ	5	4	1	1	6	5	20	23	4	3	24	26	30	31
KUMLUCA	3	3	5	4	8	7	42	41	12	13	54	54	62	61
SERİK	4	3	1	1	5	4	62	63	28	38	90	101	95	105
DİĞER	0	0	8	9	8	9	0	0	44	45	44	45	52	54
TOPLAM	124	101	197	178	294	279	1266	1303	963	1071	2229	2374	2523	2653

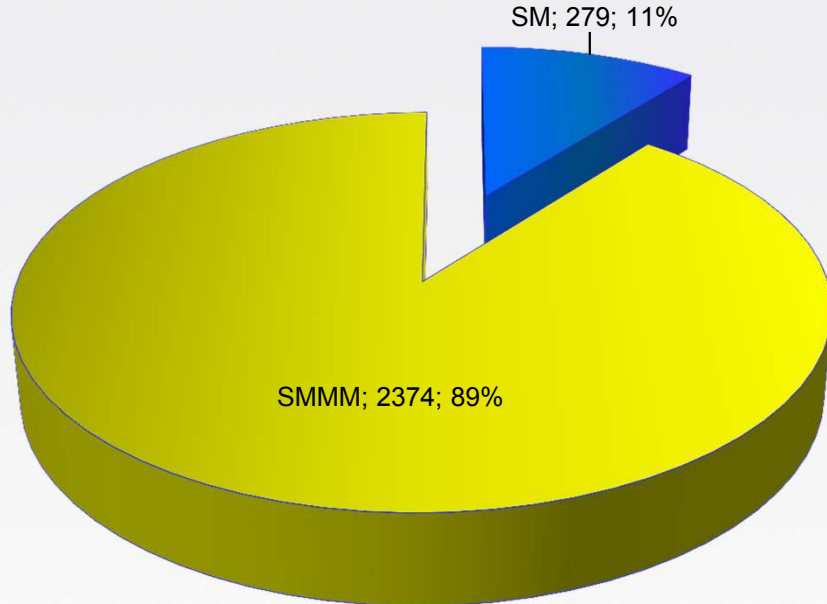
- 2013 YILI ÜYE SAYISI
- 2014 YILI ÜYE SAYISI



İLÇELERE GÖRE SM – SMMM ÜYE DAĞILIMI

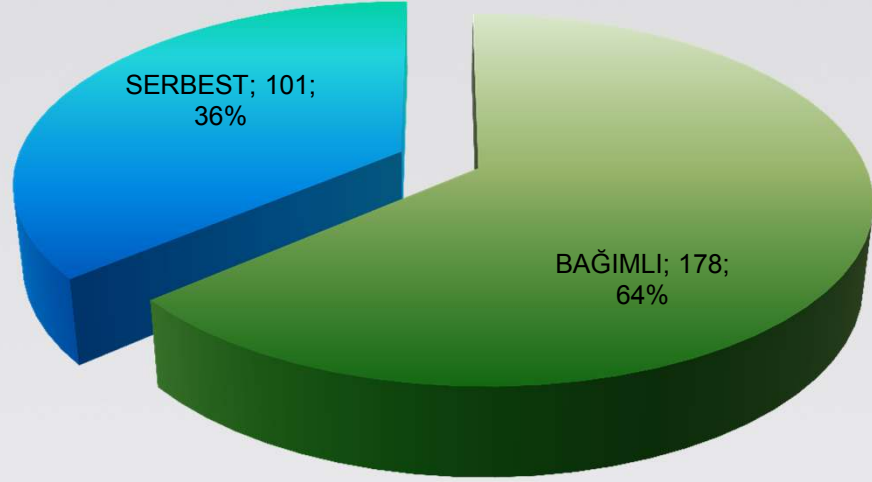


SM - SMMM ÜYE DAĞILIMI

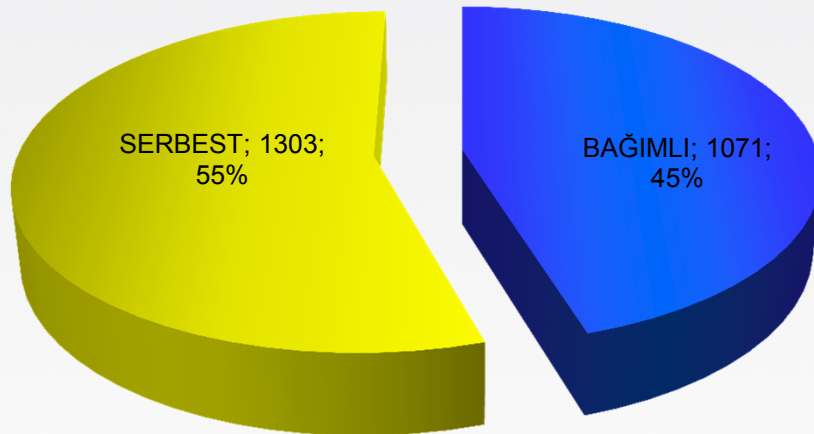




ÇALIŞMA BİÇİMİNE GÖRE SM ÜYE DAĞILIMI

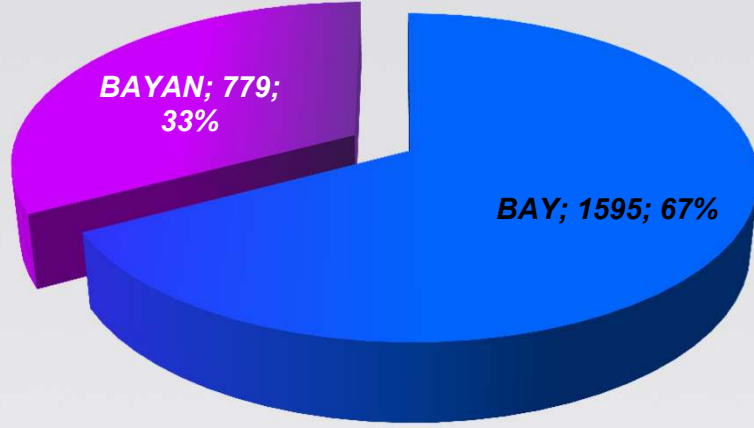


ÇALIŞMA BİÇİMİNE GÖRE SMMM ÜYE DAĞILIMI

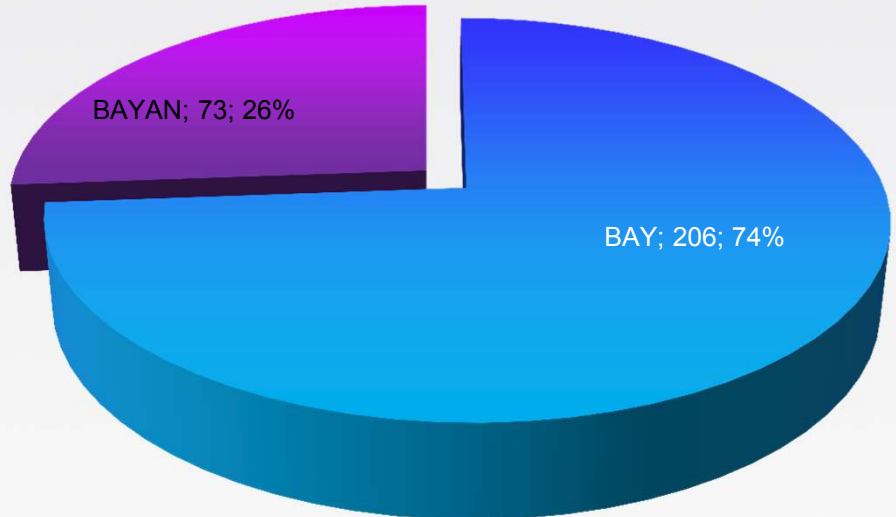




CİNSİYETİNE GÖRE SMMM ÜYE DAĞILIMI



CİNSİYETİNE GÖRE SM ÜYE DAĞILIMI





İLÇELERE GÖRE ÇALIŞANLAR
LİSTESİNE KAYITLI
ÜYE DAĞILIMI

