



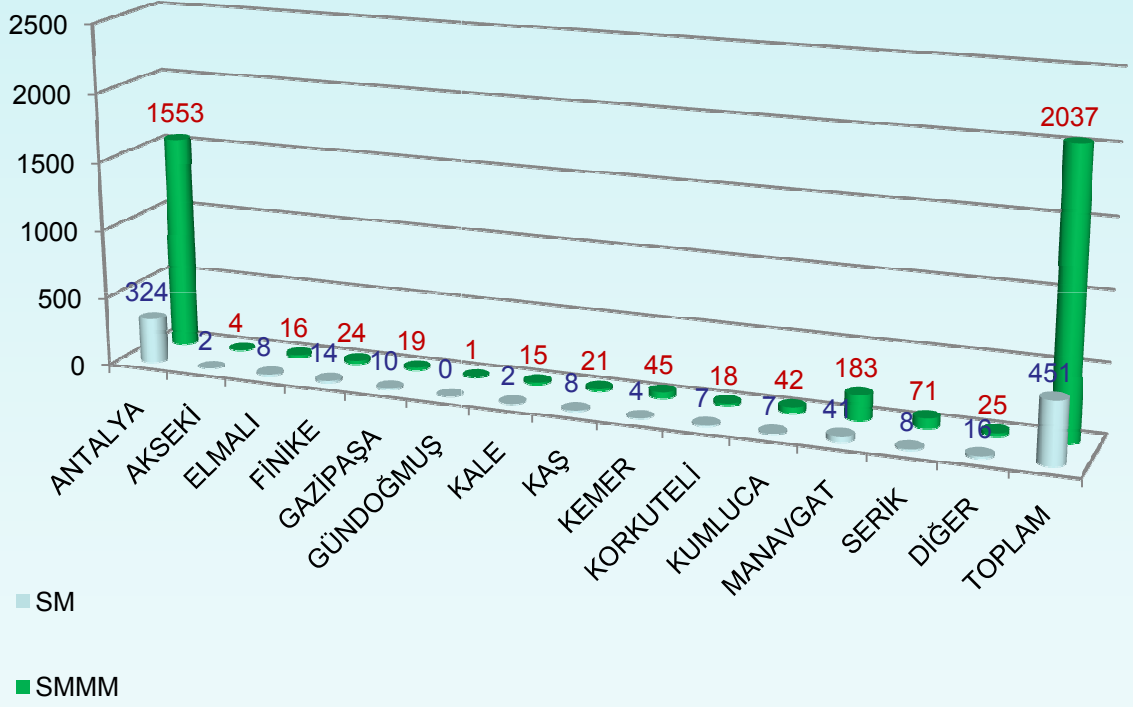
YILLAR	SM	SMMM	TOPLAM
1990	311	153	464
1991	451	192	643
1992	486	231	717
1993	538	247	785
1994	600	255	855
1995	624	284	908
1996	630	323	953
1997	645	369	1014
1998	669	429	1098
1999	687	499	1186
2000	758	615	1373
2001	805	703	1508
2002	894	750	1644
2003	954	807	1761
2004	1027	924	1951
2005	1039	974	2013
2006	1105	1095	2200
2007	1052	1282	2334
2008	1060	1535	2595
2009	1071	1741	2812
2010	451	2037	2488



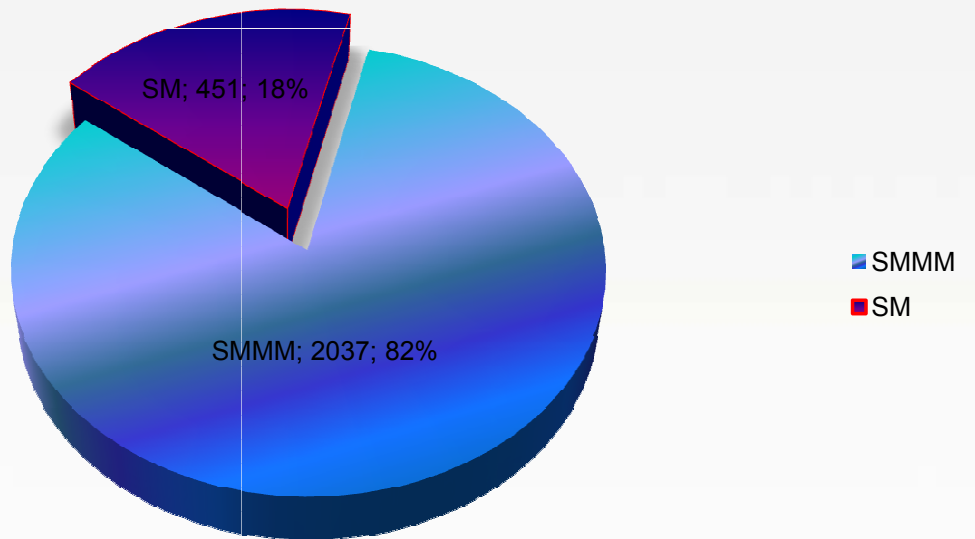
UNVAN	SEBEST MUHASEBECİ						SERBEST MUHASEBECİ MALİ MÜŞAVİR						GENEL TOPLAM	
	ÇALIŞANLAR LİSTESİNE						ÇALIŞANLAR LİSTESİNE							
	KAYITLI OLANLAR		KAYITLI OLMAYANLAR		TOPLAM		KAYITLI OLANLAR		KAYITLI OLMAYANLAR		TOPLAM			
ANTALYA	351	144	294	180	645	324	634	907	502	646	1136	1553	1781	1877
AKSEKİ	4	1	1	1	5	2	0	2	2	2	2	4	7	6
ELMALI	13	7	1	1	14	8	5	11	5	5	10	16	24	24
FİNİKE	8	6	8	8	16	14	15	16	7	8	22	24	38	38
GAZİPAŞA	10	5	7	5	17	10	10	16	1	3	11	19	28	29
GÜNDOĞMUŞ	0	0	1	0	1	0	1	1	0	0	1	1	2	1
KALE	6	1	1	1	7	2	6	12	3	3	9	15	16	17
KAŞ	9	6	5	2	14	8	12	15	3	6	15	21	29	29
KEMER	7	0	5	4	12	4	23	30	14	15	37	45	49	49
KORKUTELİ	10	6	2	1	12	7	9	15	3	3	12	18	24	25
KUMLUCA	13	4	3	3	16	7	26	35	8	7	34	42	50	49
MANAVGAT	38	18	35	23	73	41	94	123	47	60	141	183	214	224
SERİK	18	5	6	3	24	8	33	49	18	22	51	71	75	79
DİĞER	0	0	13	16	13	16	0	0	17	25	17	25	30	41
TOPLAM	487	203	382	248	869	451	868	1232	630	805	1498	2037	2367	2488



İLÇELERE GÖRE SM – SMMM ÜYE DAĞILIMI

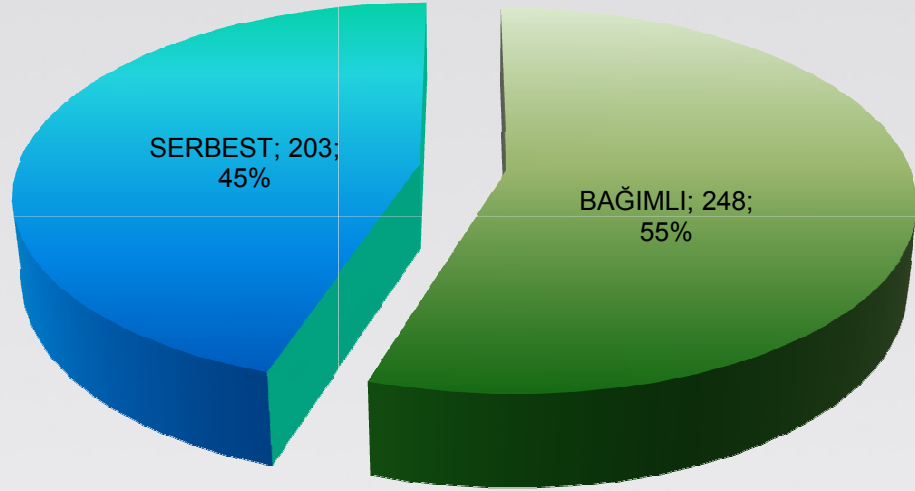


ÜNVANA GÖRE ÜYE DAĞILIMI

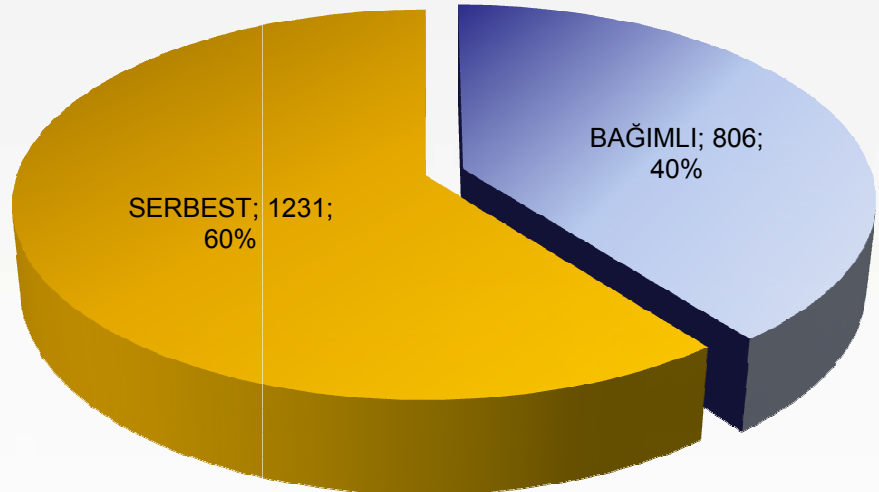




### ÇALIŞMA BİÇİMİNE GÖRE SM ÜYE DAĞILIMI

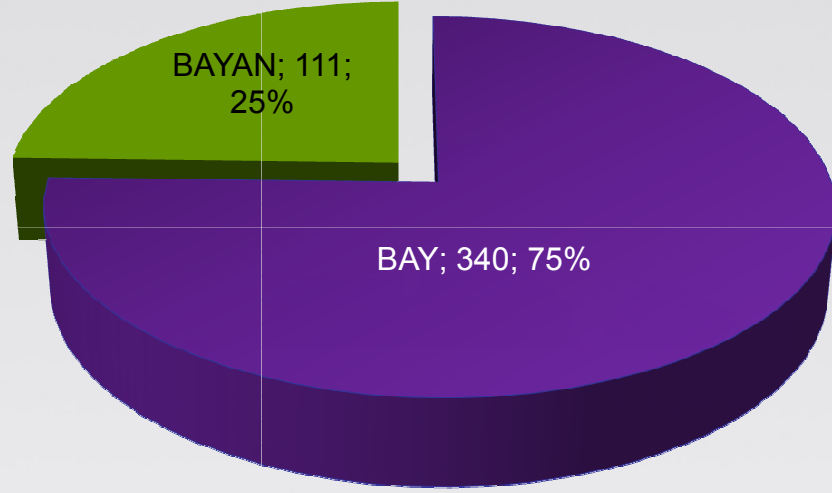


### ÇALIŞMA BİÇİMİNE GÖRE SMMM ÜYE DAĞILIMI

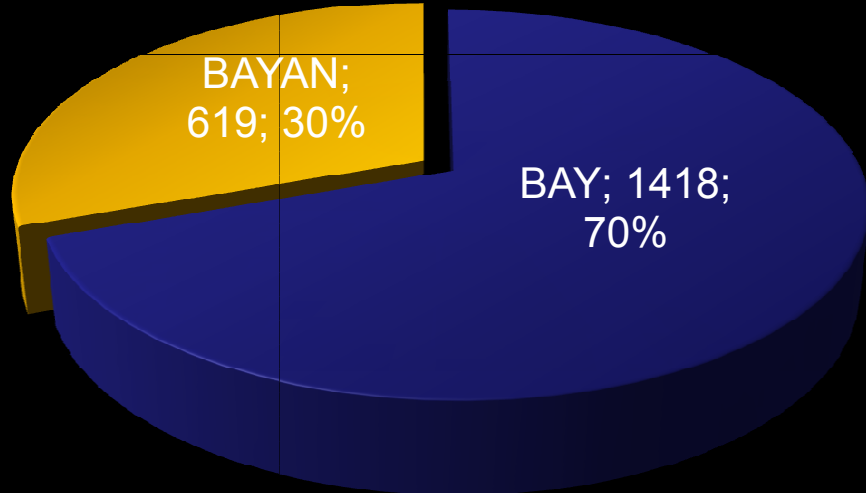




## CİNSİYETİNE GÖRE SM ÜYE DAĞILIMI



## CİNSİYETİNE GÖRE SMMM ÜYE DAĞILIMI





## İLÇELERE GÖRE ÇALIŞANLAR LİSTESİNE KAYITLI SM – SMMM ÜYE DAĞILIMI

